



MOTORE / ENGINE

MODEL G 200 F HP 6,5 LONCIN

Monocilindrico, raffreddamento ad aria 4 tempi / *Single cylinder, forced air cooled, 4 - stroke*

Alesaggio corsa / *Bore Stroke* 68 x 54 mm

Cilindrata / *Displacement* 196 cc

Potenza nominale / *Rated power* 4,1 Kw

Coppia max. / *Max. torque* 12,4 NM - 2500 rpm

Giri motore / *Engine speed* 3600 r.p.m.

Carburante / *Fuel* Benzina / *Gasoline*

Capacità Serbatoio / *Fuel Capacity (Lt)* 3,6 Lt

Capacità Serbatoio Olio / *Fuel Oil Capacity (Lt)* 0,6 Lt

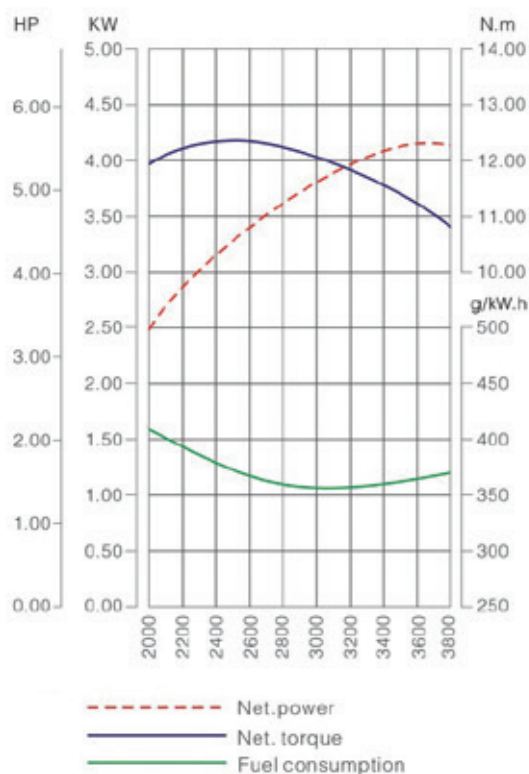
Avviamento Standard / *Starting System* Manuale/Recoil

Tipo Olio / *Lube oil type* 10W40

Rumorosità / *Noise ≤7m dB (A)* 70

Dimensioni / *Dimension* 312 x 376 x 335

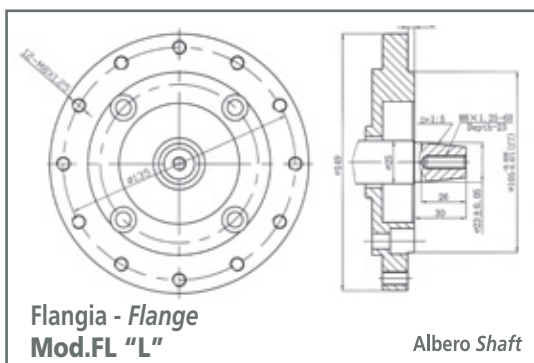
Peso a secco / *Dry Weight* 16 Kg



VERSIONE / VERSIONS



Albero conico D.23
Cilindric shaft



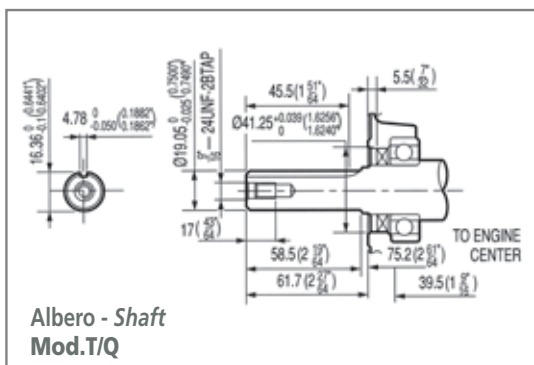
G 200 F-L

cod. WP2291700

- Albero Conico D.23
- Avviamento Manuale
- Filtro Aria bagno olio




Albero cilindrico D.19,05
Cilindric shaft



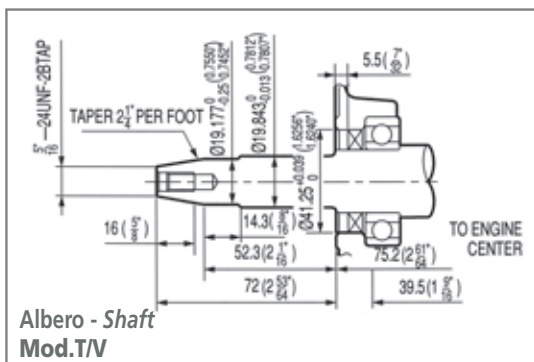
G 200 F-T/Q

cod. WP2291010

- Albero Cilindrico D.19,05
- Avviamento Manuale
- Filtro Aria a secco



Albero lungo generatore
Generator shaft



G 200 F-T/V

cod. WP2291080

- Albero lungo generatore
- Avviamento Manuale
- Filtro Aria a secco